

SPECIFICATION SHEET

SSMC – 252006 – S (Single) series

➤ 252006 series



All specifications are subject to our final confirmation;
the data can be changed without any notice.

(Please confirm your acceptance or not within 2 weeks;

If we receive no confirmation from you,
then we regard it as you accept our specifications)



■ FEATURE


- Magnetic metal powder power inductor.
- 2.5 * 2.0 mm rectangle and 0.65 mm Max. height compact original design.
- Large current, Low DC Resistance, High efficiency.
- Low acoustic noise and low leakage flux noise by shielded construction.
- Apply to mobile PC, smart phone, game machine.
- Halogen Free, 100% Lead(Pb) Free, REACH (SVHC) and RoHS compliant.

■ ORDERING CODE

SSMC - 252006 - □□□ - □ □
 (1) (2) (3) (4) (5)

(1) SST Type Code

(2) Dimensions



SSMC – 252006 series

mm [inches]

Type	L	W	T (max.)	C
SSMC-252006-□□□-SC	2.5 ± 0.2	2.0 ± 0.2	0.65	0.7 ± 0.2
	[0.098 ± 0.008]	[0.079 ± 0.008]	[0.026]	[0.028 ± 0.008]

(3) Inductance

The unit in μH represented with 3 digits.

- ① First two digits : Indicate the rated inductance
- ② Last digits : For the number of zeros following the first two digits
- ③ Letter "R" represents the decimal point

Ex.) 1R0 : 1.0 μH

(4) Type

- S : Single Type
 A : 2 Array Type

(5) Material Code



■ SPECIFICATION

● SSMC0-252006-SC Series

Measuring Equipments : (Agilent) LCR meter 4285A + (ADEX) AX-162D.

Parts No.	Inductance *1		DCR (mΩ) *2		DC superimposition current (A) *3	Temperature Rise current (A) *4
	μH	Tolerance	typ.	max.		
SSMC-252006-R47-SC	0.47	± 30%	76	95	4.9	1.6
SSMC-252006-1R0-SC	1.0		163	196	3.5	1.1
SSMC-252006-2R2-SC	2.2		328	377	2.1	0.8

New

*1 Inductance is measured at 1MHz, 1V.

*2 DC Resistance is measured at ambient temperature (Ta=25°C).

*3 DC Current based upon **30%** inductance reduction from the initial value (typ.) (Ta=25°C).

*4 DC Current based upon 40°C temperature rise.

*5 Operating temperature is -40°C ~ 125°C (includes coil heating).



■ RELIABILITY AND TEST CONDITION

	Item	Requirements	Test Conditions
Ratings	Operating temp. range	-40 ~ +125°C	* Including self temperature.
	Storage temp. range	+5 ~ +40°C. , 70% RH max.	* at packing condition.
Solderability characteristics	Solderability (Reflow)	1. Appearance shall be without distinct damage. 2. Inductance & DC Resistance shall be Within± 15% of the initial value.	* Soldering conditions refer to page 5 profile. * 5 times of recommended reflow temperature profile.
	Resistance to solder heat	1. More than 95% of the terminal electrode shall be covered with new solder.	* Preheat Temperature : 160 ± 10 °C * Preheat Time : 90 sec. * Solder Temperature : 245 ± 5 °C * Dipping Time : 3 ± 0.5 Sec.
Mechanical characteristics	Shear strength	1. No peeling off PCB. 2. No abnormality in electrical characteristics	* The samples shall be gradually Pressurized by pressure fixture (tip dimension : 0.5) and held in static load of 10N (App. 1.0 kgf) for 10±1 sec.
	Bending strength	1. No apparent mechanical damage affecting Electrical characteristics..	* Product is mounted on PCB. * Thereafter R340 pressure fixture is used to apply pressure backside of the board at a rate of approx. * 1mm/ sec. until bending width becomes 3mm and keep it for 5 sec.
Environmental Test	Vibration	1. Appearance shall be without distinct damage. 2. Inductance & DC Resistance shall be Within± 15% of the initial value.	* Frequency : 10-55-10Hz * Amplitude : 1.52mm * Direction and time : X,Y and Z directions for 2 hours.
	Heat resistance (High Temp. load)		* Temperature : +120 ±3°C * Time : 1,000 hours * Measured at room ambient temperature after placing for 24 hours



RELIABILITY AND TEST CONDITION

	ITEM	REQUIREMENTS	TEST CONDITIONS
Environmental Test	Heat resistance (Low Temp. load)	1. Appearance shall be without distinct damage. 2. Inductance & DC Resistance shall be Within $\pm 15\%$ of the initial value.	* Temperature : -40 ± 3 °C * Time : 1,000 hours * Measured at room ambient temperature after placing for 24 hours
	Humidity resistance		* Temperature : 85 ± 3 °C * Humidity : 85 ± 5 % RH * Time : 1,000 hours * Measured at room ambient temperature after placing for 24 hours

※ Measurement should be conducted at Temperature 20 ± 15 °C. (Environmental Test)

PACKING

(1) Label (reel / inner & carton box)

(Sample)

- 1) Model name (Item)
- 2) Part Name.(Part No.)
- 3) Quantity.
- 4) Lot No.
- 5) RoHS & REACH Marks.
- 6) Manufacturer.



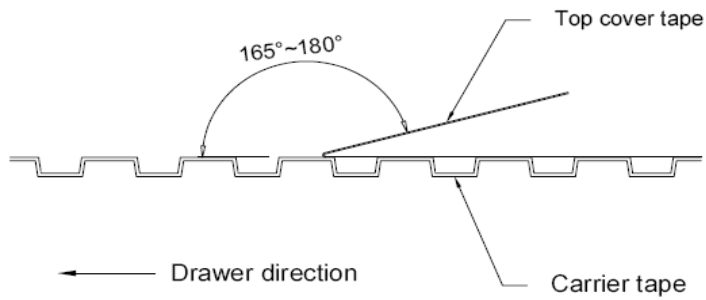
(2) Standard quantity for packing.

Packing	Tape & reel				Pcs
	Reel	Inner box	Carton box	Vinyl or Cassette	
SSMC – 2520□□ - S□ Series	3,000	24,000	96,000	Vinyl or Cassette	As wanted

* Packing method can be changed, based on user's request.

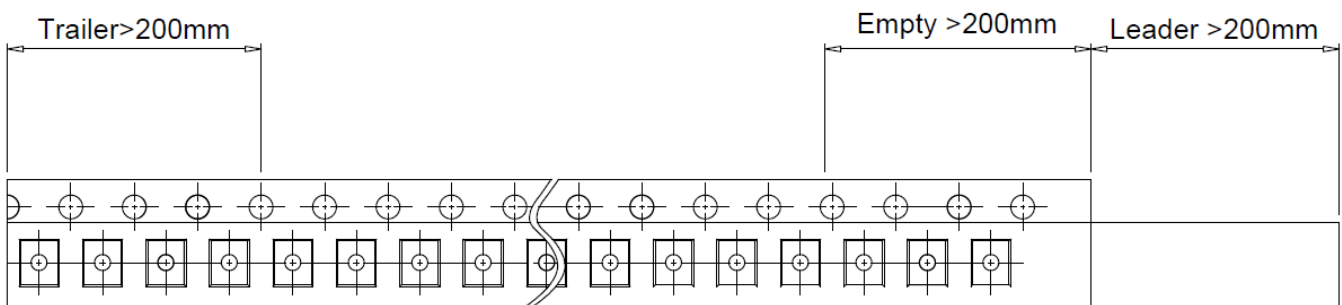
* ESD Packing available for class "D" (Electrostatic Dissipative, for $\geq 10^6$ ohm and $\leq 10^{11}$ ohm) upon request.

■ TOP COVER TAPE STRENGTH



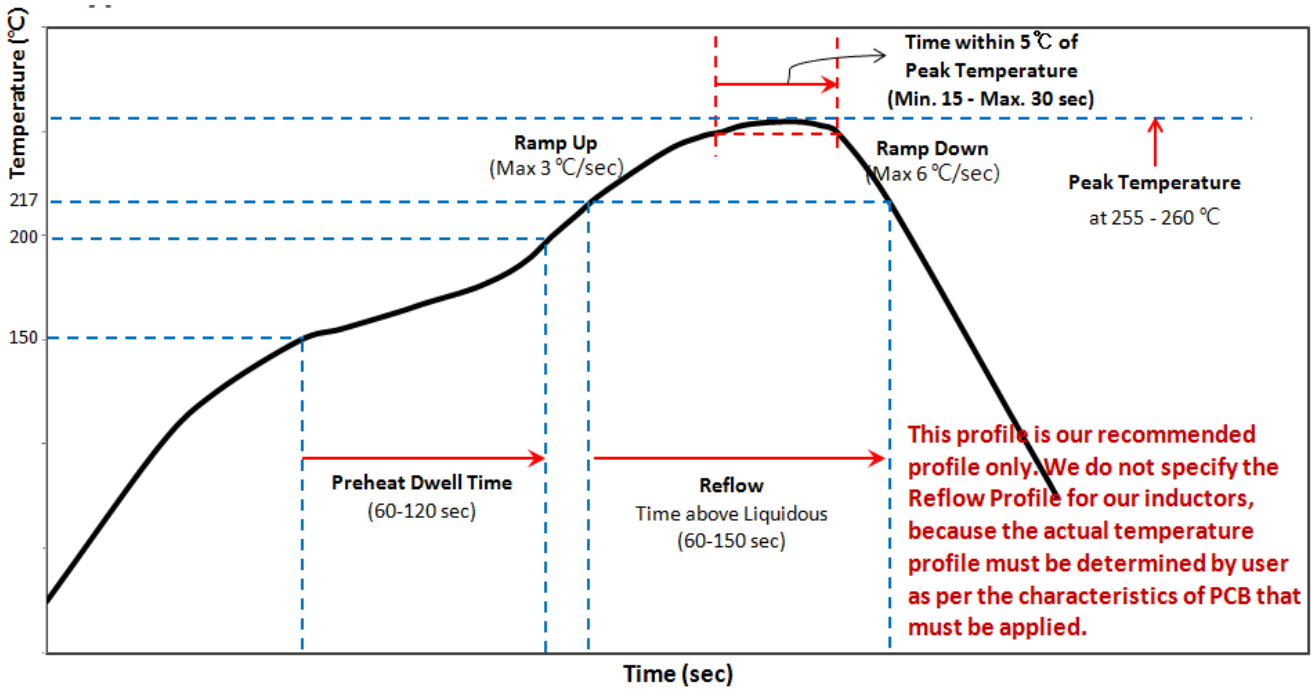
The force for tearing off top cover tape is 20 to 70 grams in the arrow direction

■ LEADER AND BLANK PORTION



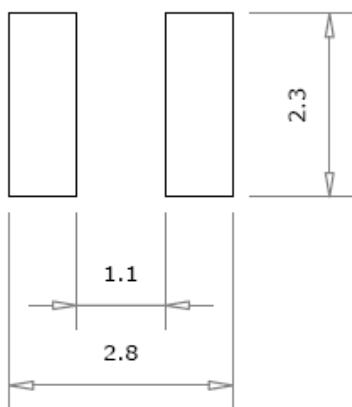
RECOMMENDED REFLOW SOLDERING CONDITION.

The following profile is just our recommended profile only. We do NOT specify the Reflow Profile for our inductors, because the actual temperature profile must be determined by user as per the characteristics of PCB that must be applied.



RECOMMENDED LAND PATTERN DESIGN. (unit : mm)

(SSMC- 2520 Series)



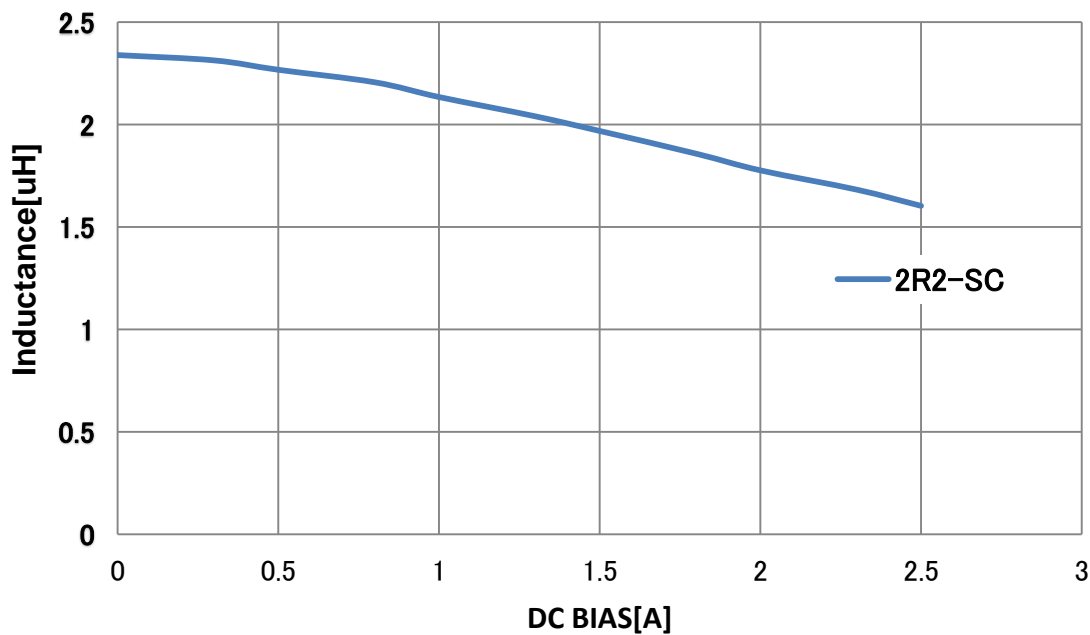
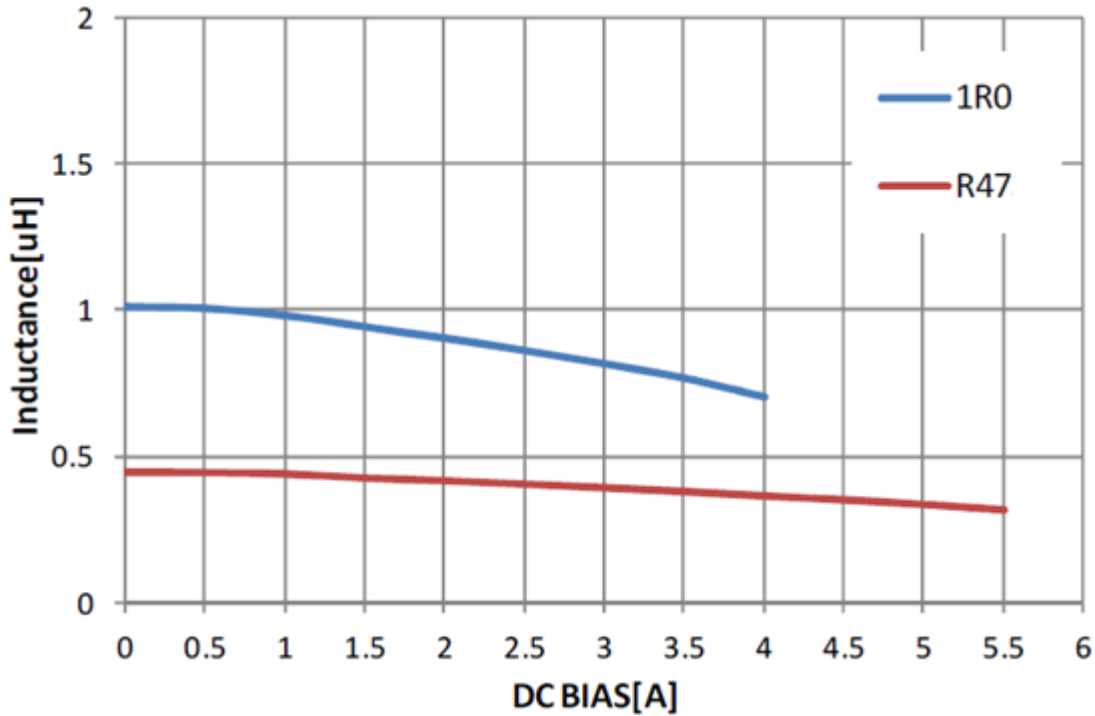
RoHS / HF / REACH (SVHC) CONDITIONS.

N.D. : Not detected

Parts No.	Pb	Cd	Hg	Cr+6	PBBs	PBDEs	F	Cl	Br	I	Sb	SVHC (168+kinds)
SSMC-2520□□ – S□ series	N.D.	N.D.	N.D.	N.D.	N.D.	N.D.	N.D.	N.D.	N.D.	N.D.	N.D.	N.D.

CHARACTERISTIC GRAPHS (252006 series)

- DC Superposition measuring



- Temperature rise measuring

